How to Use This Book

FF&E Schedule, example, filled in

01

What is in it

Furniture, fixtures and equipment for one project: the floor plan and electrical plan, two mood boards, a material board, twelve schedules, attic stock and a budget summary. 22 pages follow this one.

02

How to fill it in

This copy is filled in completely from a finished project, the Cameo Road house, so you can see what goes on every page. For your own project, use the blank or fillable version.

03

Item numbers

Give each item one number, the number on its pin on the floor plan, and use it on every page. The plan, the schedules and the home record then match. A letter marks a second finish on the same item, such as 25A for the walls and 25B for the ceiling.

04

Studio and client copies

This is the studio copy, with supplier, cost and status. For the client, choose Client copy in the book viewer at hubstone.com/designers and print it: care and reorder details take the place of your suppliers and pricing.

05

Every format

At hubstone.com/designers: the example, blank and fillable PDFs, legal fold-outs, and a Google Sheets kit that adds up every schedule for you.

06

Keep it current

Paper goes stale. Hubstone holds the same record and keeps it current, and you choose who sees each page.

LANE & HART INTERIORS

Furniture, Fixtures and Equipment

Bennett Residence

5402 Cameo Road
Carpinteria, California

STUDIO COPY, INSTALLED MARCH 2025

MADE WITH HUBSTONE



Contents

03 Floor Plan

04 Electrical and Lighting Plan

05 Mood Board: Living Room

06 Mood Board: Kitchen and Dining

07 Material Board

08 Paint Schedule

09 Wall Finishes Schedule

10 Floor Finishes Schedule

11 Window Treatment Schedule

12 Furniture Schedule

14 Lighting Schedule

15 Appliance Schedule

16 Plumbing Fixture Schedule

17 Cabinet Schedule

18 Countertop Schedule

19 Hardware Schedule

20 Electrical Schedule

21 Attic Stock and Spares

22 Budget Summary

Floor Plan

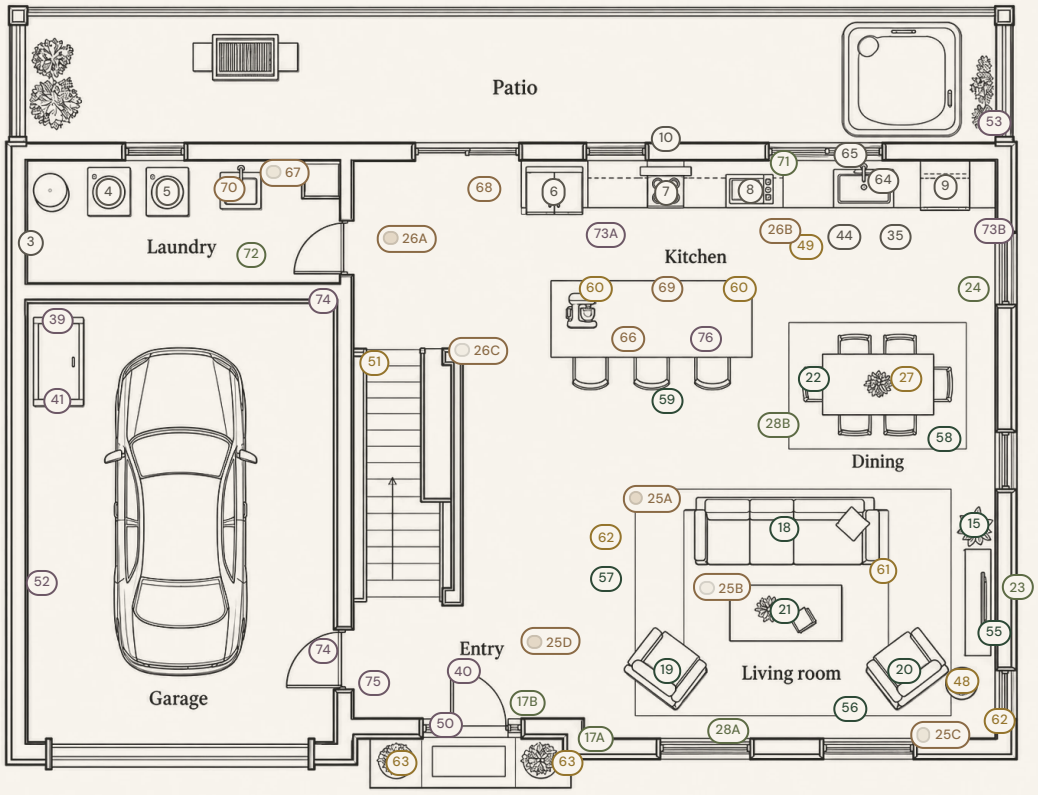

PAINT

25A	Living room walls
25B	Living room ceiling
25C	Trim
25D	Entry walls
26A	Kitchen and dining walls
26C	Kitchen and dining ceiling

WALL FINISHES

17A	Baseboard
17B	Door and window casing
71	Backsplash tile

FLOOR FINISHES

28A	Engineered white oak floor, living room and entry
28B	Engineered white oak floor, kitchen and dining
72	Porcelain floor tile

WINDOW TREATMENTS

23	Pinch-pleat curtains
24	Flat Roman shade

FURNITURE

15	Potted plant
18	Sofa
19, 20	Lounge chairs
21	Coffee table
22	Dining table and six chairs
55	Media console
56	Area rug
57	Entry console
58	Dining rug
59	Counter stools

LIGHTING

27	Pendant over the dining table
48	Table lamp bulbs
49	Recessed lights, kitchen
51	Dimmer for the recessed lights
60	Island pendants
61	Recessed lights, living room
62	Table lamps
63	Porch lanterns

APPLIANCES

4	Washer
5	Dryer
6	Refrigerator
7	Range
8	Microwave
9	Dishwasher
10	Range hood

PLUMBING

3	Water heater
35	Kitchen sink drain
44	Garbage disposal
64	Kitchen sink
65	Kitchen faucet

CABINETS

26B	Kitchen cabinets
66	Kitchen island
67	Laundry cabinets

COUNTERTOPS

68	Perimeter countertops
69	Island countertop
70	Laundry counter

HARDWARE

50	Entry handleset and deadbolt
73A	Cabinet knobs
73B	Drawer cup pulls
74	Interior door levers
75	Coat hooks

ELECTRICAL

39	GFCI reset outlet
40	Switch plate, three-gang
41	EV charger
52	Main electrical panel
53	Patio subpanel
76	Island receptacles

Numbers match the item pins on the Hubstone floor plan. A letter marks a second finish recorded on the same item.

Electrical and Lighting Plan

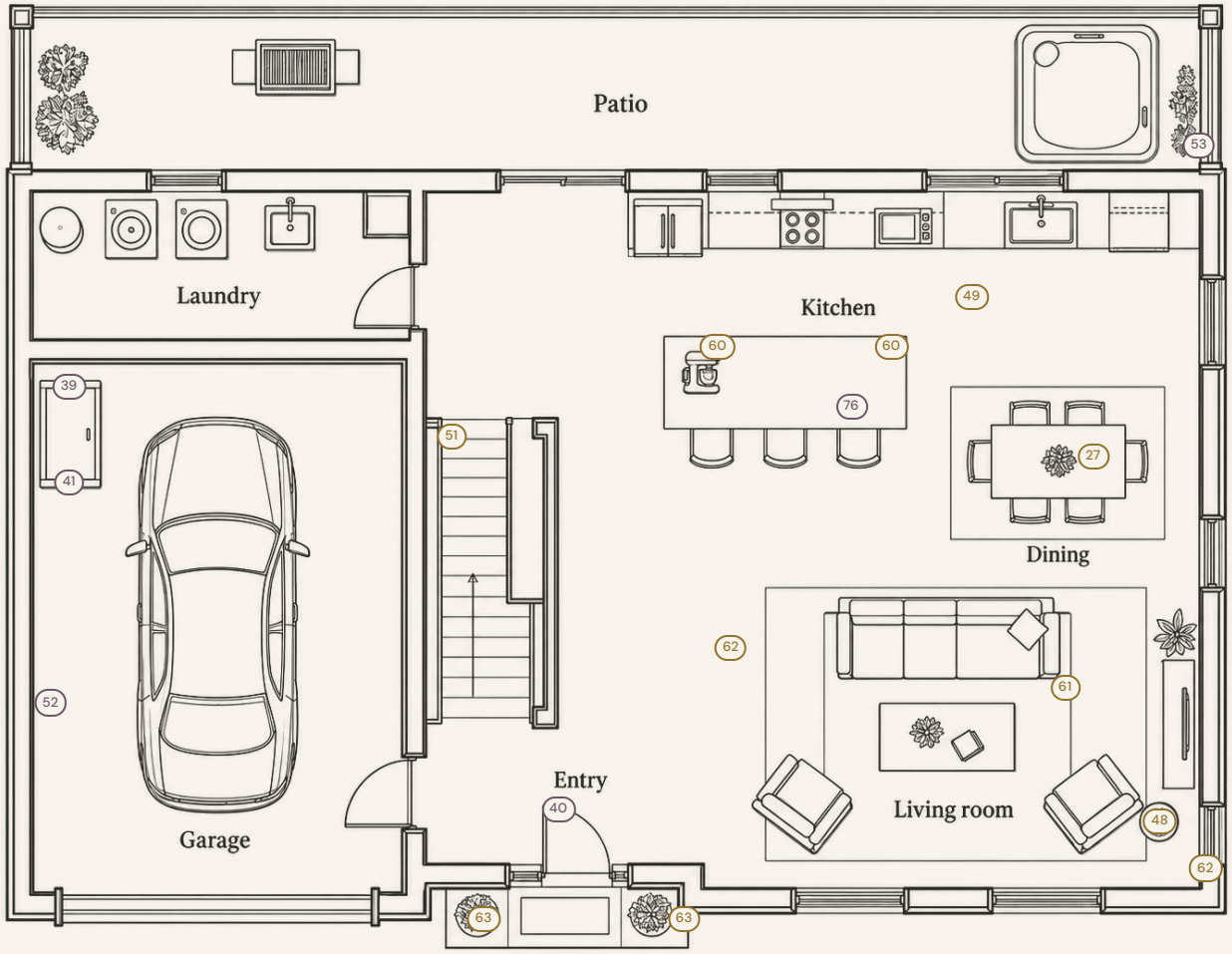

LIGHTING

27	Pendant over the dining table
48	Table lamp bulbs
49	Recessed lights, kitchen
51	Dimmer for the recessed lights
60	Island pendants
61	Recessed lights, living room
62	Table lamps
63	Porch lanterns

ELECTRICAL

39	GFCI reset outlet
40	Switch plate, three-gang
41	EV charger
52	Main electrical panel
53	Patio subpanel
76	Island receptacles

Fixture counts and circuit routes are recorded only where an electrician has confirmed them. Have a licensed electrician verify before any work.

Mood Board: Living Room



Warm Chalk HC-14
Walls, eggshell

Oatmeal basketweave
Sofa, LW-OAT-24

Warm ivory linen
Curtains, ND-IV-12

White oak, natural matte
Floor

Serapi wool rug
Madder red and indigo

Soft White SW-02
Trim, satin



18 Sofa



19, 20 Lounge chairs

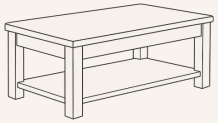

21 Coffee table

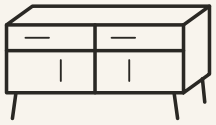

55 Media console



23 Pinch-pleat curtains



62 Table lamps

Mood Board: Kitchen and Dining







Warm Chalk HC-14
Walls, satin



Quartz, Alabaster
Countertops, polished



Natural oak, clear satin
Cabinets and island



Chalk white tile
Backsplash, 4 × 4 in



Natural flax
Roman shades, ND-FL-08

Soft White SW-02
Trim, satin



22 Dining table and six chairs



59 Counter stools

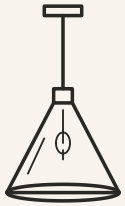

60 Island pendants

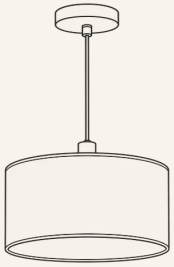

27 Pendant over the dining table



65 Kitchen faucet



6 Refrigerator

Material Board



Warm Chalk HC-14
Walls. Eggshell in the living room, satin in the kitchen.
25A, 26A

Soft White SW-02
Trim, satin
25C

Ceiling White CW-01
Living room ceiling, flat
25B



Oatmeal basketweave
Sofa upholstery, memo LW-OAT-24
18



Warm ivory linen
Curtains, memo ND-IV-12, privacy lining
23



Natural flax
Roman shade, memo ND-FL-08, privacy lining
24



Engineered white oak
Floor, natural matte
28A



Natural oak, clear satin
Kitchen cabinets and island
26B, 66



Quartz, Alabaster
Countertops, polished
68, 69



Chalk white tile
Backsplash, 4 × 4 in, gloss
71



Porcelain, Dune
Laundry floor, honed
72



Serapi wool
Living room rug
56



Stainless steel
Appliances and sink
6, 7, 8, 9, 10, 64



Aged brass
Faucet, knobs, pulls and pendants
60, 65, 73A, 73B



Bronze
Pendant, curtain rings, lanterns
23, 27, 63



Satin nickel
Door handleset and levers
50, 74

Paint chips are a printed guide. Order paint by maker, color code, base, formula and sheen, never by a screen or printed color.

Paint Schedule

NO.	CHIP	ROOM AND SURFACE	COLOR	PRODUCT AND SHEEN	MAKER	BATCH	SUPPLIER	COST	STATUS
25A		**Walls** Living room	Warm Chalk HC-14	Interior acrylic, eggshell	Harbor Paint Studio	HP-250312	Harbor Paint Studio	$142.00	Installed
25B		**Ceiling** Living room	Ceiling White CW-01	Interior acrylic ceiling paint, flat	Harbor Paint Studio	HP-250309	Harbor Paint Studio	$96.00	Installed
25C		**Trim** Living room and kitchen	Soft White SW-02	Waterborne alkyd enamel, satin	Harbor Paint Studio	HP-250310	Harbor Paint Studio	$88.00	Installed
25D		**Walls** Entry	Warm Chalk HC-14	Interior acrylic, eggshell	Harbor Paint Studio	HP-250312	Harbor Paint Studio	$64.00	Installed
26A		**Walls** Kitchen and dining	Warm Chalk HC-14	Washable interior acrylic, satin	Harbor Paint Studio	HP-250312	Harbor Paint Studio	$118.00	Installed
26C		**Ceiling** Kitchen and dining	Ceiling White CW-01	Interior acrylic ceiling paint, flat	Harbor Paint Studio	HP-250309	Harbor Paint Studio	$58.00	Installed

New for this project $566.00

TINT LABEL AND BATCH

Base 1, HC-14 formula label, batch HP-250312. Keep the can label with the record; never substitute a screen color for the formula.

APPLICATION

Two coats; 3/8 in nap roller; small angled brush at trim. Record wall repairs before the next coat.

SURFACES

Walls eggshell, kitchen satin, ceilings flat and trim satin enamel.

Wall Finishes Schedule

NO.	IMAGE	ITEM	PROFILE	FINISH	SIZE	SUPPLIER	COST	STATUS
17A		**Baseboard** Living room	**Coast Millwork** Square-edge flat stock, primed poplar	Painted, Soft White SW-02, satin	5 1/2 × 3/4 in; 136 lin ft	Coast Millwork	$612.00	Installed
17B	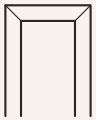	**Door and window casing** Living room	**Coast Millwork** Flat stock casing, primed poplar	Painted, Soft White SW-02, satin	3 1/2 × 3/4 in; 11 openings	Coast Millwork	$384.00	Installed
71		**Backsplash tile** Kitchen	**Saltmarsh Tile** Square ceramic tile, 4 × 4 in	Gloss glaze, Chalk white; Warm White grout	4 × 4 in, stacked; 46 sq ft	Saltmarsh Tile	$1,380.00	Installed
						New for this project		$2,376.00

PROFILES

Square-edge baseboard and flat casing throughout, no crown. Profile drawings CM-B512 and CM-C312 are on the record.

BACKSPLASH

Counter to the underside of the wall cabinets, stacked, 1/16 in joints, ending on the window casing.

INSTALLATION

Coped inside corners and mitered outside corners, caulked and painted in place.

Floor Finishes Schedule

NO.	IMAGE	ITEM	MAKER AND PRODUCT	CONSTRUCTION	FINISH	SIZE	INSTALLATION	SUPPLIER	COST	STATUS
28A	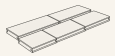	**Engineered white oak floor** Living room and entry	**Laurel Flooring** Engineered white oak	Engineered oak, 3 mm wear layer	Natural matte	7.5 in wide × 9/16 in thick; mixed lengths	Floating tongue-and-groove over approved underlay	Laurel Flooring	$3,240.00	Installed
28B	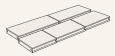	**Engineered white oak floor** Kitchen and dining	**Laurel Flooring** Engineered white oak	Engineered oak, 3 mm wear layer	Natural matte	7.5 in wide × 9/16 in thick; mixed lengths	Floating tongue-and-groove; runs unbroken from the living room	Laurel Flooring	$3,960.00	Installed
72		**Porcelain floor tile** Laundry	**Saltmarsh Tile** Porcelain, limestone look, Dune	Through-body porcelain, 10 mm	Honed	12 × 24 in; 64 sq ft	Thinset over an uncoupling membrane; 1/8 in joints, third offset	Saltmarsh Tile	$1,120.00	Installed
								New for this project	$8,320.00	

SPARE FLOORING

Two sealed cartons in dry garage shelf, marked OAK-LR-25

UNDERLAY

Laurel QuietStep, 2 mm, with a vapor barrier; the label photo is on the record.

TRANSITIONS

The oak runs unbroken from the entry to the kitchen; a flush oak reducer meets the laundry tile.

Window Treatment Schedule

NO.	IMAGE	ITEM	MAKER AND PRODUCT	FABRIC AND LINING	MOUNT	SIZE	SUPPLIER	COST	STATUS
23		**Pinch-pleat curtains** Living room	**Northline Drapery** Pinch-pleat pair	Warm ivory linen memo ND-IV-12; privacy lining; match lot	Outside mount; rod 92 in above floor	Two panels, each 48 in finished pleated width × 91 in finished drop	Northline Drapery	$860.00	Installed
24		**Flat Roman shade** Kitchen and dining	**Northline Drapery** Flat Roman shade	Natural flax memo ND-FL-08; privacy lining	Inside mount; brackets clear window handle	Opening 35.75 W × 47.5 H in	Northline Drapery	$390.00	Installed
							New for this project	$1,250.00	

CURTAIN STACK

Split draw; 12 in stack allowance each side

SHADE SIZING

Made to the smallest of three widths, with the inside-mount deduction taken once, by Northline.

HEADRAIL

Supplied 35 1/4 in wide; brackets 2 in from each end, 2 1/2 in deep.

Furniture Schedule

NO.	IMAGE	ITEM	MAKER AND MODEL	FINISH	DIMENSIONS	SUPPLIER	QTY	UNIT COST	TOTAL	STATUS
15		**Potted plant** Living room	**Fern & Field** Ficus elastica	Terracotta pot	38 in tall, 24 in canopy, 12 in pot	Fern & Field Nursery	1	$48.00	$48.00	Existing
18		**Sofa** Living room	**Laurel Workshop** Alder 84 sofa	Oatmeal linen blend	84 W × 36 D × 33 H in	Laurel Workshop	1	$2,180.00	$2,180.00	Installed
19, 20		**Lounge chairs** Living room	**Laurel Workshop** Alder lounge chair	Natural oak, oatmeal	29 W × 32 D × 31 H in	Laurel Workshop	2	$640.00	$1,280.00	Installed
21	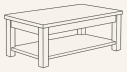	**Coffee table** Living room	**Laurel Workshop** Rectangular oak 48	Natural oak	48 in long × 24 in wide × 16 in high	Wayfair	1	$420.00	$420.00	Installed
55		**Media console** Living room	**Laurel Workshop** Alder media console, 72	Natural oak, clear matte	72 W × 18 D × 26 H in	Laurel Workshop	1	$1,240.00	$1,240.00	Installed

Furniture Schedule, Continued

NO.	IMAGE	ITEM	MAKER AND MODEL	FINISH	DIMENSIONS	SUPPLIER	QTY	UNIT COST	TOTAL	STATUS
LIVING ROOM										
56		**Area rug** Living room	**Harbor Loom** Hand-knotted wool, Serapi pattern	Madder red, indigo and ivory	9 × 12 ft	Harbor Loom	1	$2,640.00	$2,640.00	Installed
KITCHEN AND DINING										
22		**Dining table and six chairs** Kitchen and dining	**Laurel Workshop** Gather six-seat table	Natural oak	Table 72 L × 36 W × 30 H in; chairs 19 W × 21 D × 32 H in	Laurel Workshop	1	$1,460.00	$1,460.00	Installed
58		**Dining rug** Kitchen and dining	**Harbor Loom** Hand-woven jute and wool	Natural, chunky loop	8 × 10 ft	Harbor Loom	1	$960.00	$960.00	Installed
59		**Counter stools** Kitchen and dining	**Laurel Workshop** Bay counter stool	Natural oak; woven paper-cord seat	18 W × 15 D × 25 H in seat	Laurel Workshop	3	$340.00	$1,020.00	Installed
ENTRY										
57		**Entry console** Entry	**Laurel Workshop** Alder console, 48	Natural oak, clear matte	48 W × 14 D × 30 H in	Laurel Workshop	1	$780.00	$780.00	Installed

New for this project $11,980.00

UPHOLSTERY

Cedar Lane Upholstery, work order CL-2503-18, completed March 18, 2025

FABRIC RESERVE

2 yd from the installation dye lot, labeled and stored in the laundry linen cabinet

DELIVERY

23 in seat depth, 18 in seat height, allow 36 in delivery doorway

DINING CLEARANCE

36 in minimum working clearance planned around table

Lighting Schedule

NO.	IMAGE	FIXTURE	MAKER AND MODEL	SIZE AND FINISH	LAMP	CONTROL AND MOUNTING	QTY	UNIT COST	TOTAL	STATUS
27		**Pendant over the dining table** Kitchen and dining	**Northline Lighting** Linen drum pendant	24 in shade diameter × 16 in high. Bronze, warm ivory	Three E26-base LED lamps; warm white 2700 K	Wall dimmer beside kitchen entry. Bottom of shade 32 in above tabletop	1	$285.00	$285.00	Installed
48		**Table lamp bulbs** Living room	**Northline Lighting** A19 LED, 2700 K	A19, E26 screw base. 2700 K warm white, frosted	A19, E26 screw base, 800 lumens	Dimmable LED. Table lamps	4	$9.00	$36.00	Installed
49		**Recessed lights** Kitchen	**Northline Lighting** RL6-30 LED retrofit	6 in aperture. White baffle trim	3000 K, 900 lumens, dimmable	Kitchen dimmer, 51. Recessed ceiling	6	$42.00	$252.00	Installed
51		**Dimmer for the recessed lights** Kitchen	**Northline Lighting** ND-600 LED dimmer	1-gang, Decora. White	Six recessed lights, 60 W LED	Single-pole LED dimmer. Kitchen entry, 48 in to center	1	$68.00	$68.00	Installed
60		**Island pendants** Kitchen	**Northline Lighting** Clear glass cone pendant	9 in cone × 12 in high. Aged brass stem and canopy	One E26 LED filament, 2700 K	Second dimmer beside the kitchen entry. Stem, 32 in above the countertop	2	$245.00	$490.00	Installed
61		**Recessed lights** Living room	**Northline Lighting** Slim wafer, 4 in	4 in aperture; 1/2 in deep. White baffle trim	2700 K, 700 lumens, dimmable	Entry switch, center, 40. Recessed ceiling, IC-rated	4	$38.00	$152.00	Installed
62		**Table lamps** Living room	**Northline Lighting** Ceramic gourd lamp, 26 in	26 in high; 16 in shade. Stone glaze; ivory linen shade	One A19 LED, 2700 K, 48	Lamp outlet on the entry switch, 40. On the media console and the entry console	2	$189.00	$378.00	Installed
63		**Porch lanterns** Entry	**Northline Lighting** Outdoor wall lantern, 14 in	14 H × 7 W in. Bronze; seeded glass	One E26 LED, 2700 K, wet-rated	Entry switch, left, 40. Each side of the front door, 66 in to center	2	$168.00	$336.00	Installed
								New for this project	$1,997.00	

PENDANT HEIGHT

Bottom of shade 32 in above tabletop

COLOR

2700 K over the table, in the lamps and in the living room; 3000 K in the kitchen recessed lights.

DIMMER LOAD

Six recessed lights, 60 W of LED on a 600 W dimmer, low end trimmed to 12 percent.

Appliance Schedule

NO.	IMAGE	APPLIANCE	MAKER AND MODEL	TYPE	FINISH	DIMENSIONS	SUPPLIER	COST	STATUS
4		**Washer** Laundry	**LG** WM4000HWA	4.5 cu ft, front-load washer	White	27 in W × 39 in H × 30 1/4 in D	Oak & Elm Appliances	$949.00	Existing
5		**Dryer** Laundry	**LG** DLEX4000W	7.4 cu ft, electric dryer	White	27 in W × 39 in H × 30 1/8 in D	Oak & Elm Appliances	$999.00	Existing
6		**Refrigerator** Kitchen	**GE** GNE27JYMFS	27.0 cu ft, French-door refrigerator	Stainless steel	35.75 in W × 69.875 in H × 35.875 in D	Oak & Elm Appliances	$1,899.00	Existing
7		**Range** Kitchen	**GE** JB735SPSS	30 in class, freestanding electric range	Stainless steel	29.875 in W × 47 in H × 28 in D	Oak & Elm Appliances	$849.00	Existing
8		**Microwave** Kitchen	**GE** JES1109RRSS	1.0 cu ft, countertop combination oven	Stainless steel	20.6 in W × 11.875 in H × 16.60 in D	Hearthside Home	$219.00	Existing
9		**Dishwasher** Kitchen	**Bosch** SHPM65Z55N	24 in class, built-in dishwasher	Stainless steel	23 9/16 in W × 33 7/8 in H × 23 3/4 in D	Oak & Elm Appliances	$999.00	Existing
10		**Range hood** Kitchen	**GE** JVW5301SJSS	30 in class, wall-mount chimney hood	Stainless steel	30 in W × 9.875 in H × 18.5 in D	Oak & Elm Appliances	$529.00	Existing

New for this project

All kept, no new cost

KEPT, NOT BOUGHT

The appliances were bought before the design work and kept. Their recorded price is shown for reference and left out of the project total.

REFRIGERATOR

Water shutoff is inside the cabinet to the left. Spare filter is in the laundry cabinet.

RANGE HOOD

Ducted through the east wall. Turn it on before starting to cook.

FIT

Measure the cabinet opening, hinges, handles, door swing and delivery path. Overall size is not the required installation opening.

Plumbing Fixture Schedule

NO.	IMAGE	ITEM	MAKER AND MODEL	TYPE	DIMENSIONS	MEASURE BEFORE ORDERING	SUPPLIER	COST	STATUS
3		**Water heater** Laundry	**Rheem** XE50T06ST45U1	50 US gal, tall electric tank	64 in H × 21.63 in D	3/4 in water connections; 240 V, 30 A; 24 in clear in front	Laurel Plumbing & Heating	$684.00	Existing
35		**Kitchen sink drain** Kitchen	**Laurel Plumbing & Heating** 1 1/2 in PVC P-trap with disposal tee	Sink, disposal and dishwasher into one trap	1 1/2 in trap; 4 in tailpiece	1 1/2 in slip joints; trap arm 17 in above the floor	Laurel Plumbing & Heating	$165.00	Installed
44		**Garbage disposal** Kitchen	**Tidewell** TW-750, 3/4 HP	Continuous feed, countertop air switch	13.6 in high × 8.1 in diameter	Quick-lock mount; outlet 6.3 in below the sink flange	Laurel Plumbing & Heating	$289.00	Installed
64		**Kitchen sink** Kitchen	**Tidewell** TW-3219U undermount	Single bowl, undermount	32 × 19 × 10 in	36 in sink base; 1/8 in reveal; template from the sink	Ridgeway Supply	$540.00	Installed
65		**Kitchen faucet** Kitchen	**Tidewell** Arden gooseneck, single handle	Single handle, high-arc spout	16 in high; 9 in reach	One 1 3/8 in hole; deck up to 2 in thick	Ridgeway Supply	$395.00	Installed
							New for this project	$1,389.00	

SINK

Undermount on clips and silicone, with the faucet centered on the bowl.

SHUTOFFS

Quarter-turn stops under the sink. The main water shutoff is item 29 on the plan.

WATER HEATER

Annual inspection completed; replacement planning begins this year.

Cabinet Schedule

NO.	IMAGE	ITEM	MAKER AND MODEL	FINISH	NOTES	SUPPLIER	COST	STATUS
26B		**Kitchen cabinets** Kitchen	**Coast Cabinetry** Shaker doors, white oak	Natural oak with clear satin cabinet finish	Original boxes kept; doors and frames refinished in clear satin	Coast Cabinetry	$2,650.00	Installed
66		**Kitchen island** Kitchen	**Coast Cabinetry** Shaker island base, white oak	Natural oak with clear satin cabinet finish	96 × 42 in; seats three; two drawer stacks and a waste pull-out	Coast Cabinetry	$6,400.00	Installed
67		**Laundry cabinets** Laundry	**Coast Cabinetry** Shaker wall cabinets	Painted Soft White SW-02, satin	Three wall cabinets over the washer and dryer; the spares shelf is here	Coast Cabinetry	$1,350.00	Installed
						New for this project	$10,400.00	

FINISH

Natural oak with clear satin cabinet finish

DOORS

Shaker, rift white oak, soft-close hinges: 34 doors and 16 drawers.

ISLAND

Seats three on the dining side, with two drawer stacks and a waste pull-out.

Countertop Schedule

NO.	IMAGE	ITEM	MATERIAL	THICKNESS AND EDGE	FABRICATOR	COST	STATUS
68		**Perimeter countertops** Kitchen	Quartz, Alabaster, polished; slabs QA-2411-03 and 04	3 cm; eased edge, 1/8 in radius	Cliffside Stone Works	$4,860.00	Installed
69		**Island countertop** Kitchen	Quartz, Alabaster, polished; slab QA-2411-05	1 1/2 in mitered edge; 12 in seating overhang	Cliffside Stone Works	$3,120.00	Installed
70		**Laundry counter** Laundry	Solid white oak, clear matte oil	1 1/2 in; eased edge	Coast Cabinetry	$640.00	Installed
					New for this project	$8,620.00	

STONE

Quartz Alabaster, polished, all from lot QA-2411; seams kept away from the sink and range.

CARE

No sealing needed. Trivets under hot pans; no bleach or oven cleaner.

REMNANT

24 × 36 in, wrapped on the garage shelf for repairs.

Hardware Schedule

NO.	IMAGE	ITEM	FUNCTION	FINISH	MEASURE BEFORE ORDERING	STATUS
50		**Entry handleset and deadbolt** Entry	Keyed entry deadbolt and lever	Satin nickel	2 3/8 in backset; 1 3/4 in door; 2 1/8 in bore; left-hand inswing	Installed
73A	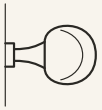	**Cabinet knobs** Kitchen	Door knobs, 34 doors	Aged brass	8-32 × 1 in screws; 2 1/2 in down from the door top	Installed
73B		**Drawer cup pulls** Kitchen	Drawer pulls, 16 drawers	Aged brass	3 in (76 mm) centers; 8-32 × 1 in screws	Installed
74		**Interior door levers** Laundry and garage	Passage levers at the laundry and garage doors	Satin nickel	2 3/8 in backset; 1 3/8 in doors; 2 1/8 in bore	Installed
75		**Coat hooks** Entry	Coats and bags by the front door	Aged brass	Two screws, 2 in centers, into studs; 64 in to the top	Installed

KEYS AND CODES

Keyway and locksmith reference; key codes and access codes stay private

DOOR FIT

Front door 1 3/4 in, left-hand inswing; interior doors 1 3/8 in.

SWITCHES

From left to right: porch lights, living room overhead lights and the switched lamp outlet.

Electrical Schedule

NO.	IMAGE	ITEM	LOCATION	SERVES	RECORD BEFORE SERVICE	STATUS
39		**GFCI reset outlet** Garage	Garage wall beside the workbench	Garage outlets and the patio outlet by the grill	20 A self-test GFCI, white; tested March 2025	Existing
40		**Switch plate, three-gang** Entry	Inside the front entry, beside the door	Porch lights, living room overhead, lamp outlet	3-gang, 4.56 × 6.37 in; Decora devices, 15 A	Installed
41		**EV charger** Garage	Garage	Level 2 charging; J1772 connector; 40 A circuit	48 A unit set to 32 A output; 24 ft cable	Existing
52		**Main electrical panel** Garage	Garage west wall	200 A service; 30 circuits; directory dated March 2025	Breakers of the panel maker's series only, sized by the electrician	Existing
53	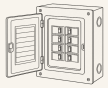	**Patio subpanel** Patio	Patio, beside the hot tub	Hot tub and patio outlets; 60 A feeder from the main panel	Outdoor-rated breakers of the same series, sized by the electrician	Existing
76		**Island receptacles** Kitchen	Both ends of the island	Small-appliance circuit; two 20 A GFCI receptacles	Tamper-resistant, self-test; set into the oak end panels	Installed

PANEL

Garage west wall; keep a readable circuit directory with the panel record.

GFCI

Find the reset point before a maintenance visit.

EV CHARGER

Charging record for visiting plug-in vehicles. The household RAV4 Hybrid does not plug in.

Attic Stock and Spares

NO.	ITEM	WHAT WAS KEPT, AND WHERE
25A	Living room paint	One labeled quart in climate-controlled laundry cabinet
26A	Kitchen paint	Labeled kitchen quart in laundry cabinet
28A	White oak flooring	Two sealed cartons in dry garage shelf, marked OAK-LR-25
18	Sofa fabric	2 yd from the installation dye lot, labeled and stored in the laundry linen cabinet
48	Lamp bulbs	Two lamps; replacement package kept in laundry cabinet
6	Refrigerator water filter	Spare filter is in the laundry cabinet
71	Backsplash tile	One box, 12 tiles, lot ST-2502-07, on the garage shelf
72	Laundry floor tile	Four tiles, lot SD-2502-11, on the garage shelf
68	Quartz remnant	24 × 36 in, lot QA-2411, wrapped on the garage shelf
26B	Cabinet door	One refinished spare door, wrapped, in the garage
73A	Knobs and cup pulls	Four knobs and two cup pulls in the laundry cabinet

Why it matters

Leftover paint, flooring from the same lot and fabric from the same dye lot are the only sure way to make an invisible repair. Label each spare with its item number from this book.



Budget Summary

SCHEDULE	ITEMS	NEW	KEPT	PROJECT TOTAL
Paint	6	6	0	$566.00
Wall finishes	3	3	0	$2,376.00
Floor finishes	3	3	0	$8,320.00
Window treatments	2	2	0	$1,250.00
Furniture	10	9	1	$11,980.00
Lighting	8	8	0	$1,997.00
Appliances	7	0	7	$0.00
Plumbing	5	4	1	$1,389.00
Cabinets	3	3	0	$10,400.00
Countertops	3	3	0	$8,620.00
Hardware	5	5	0	$1,044.00
Electrical	6	2	4	$226.00
Total	61	48	13	$48,168.00

Project spend by schedule

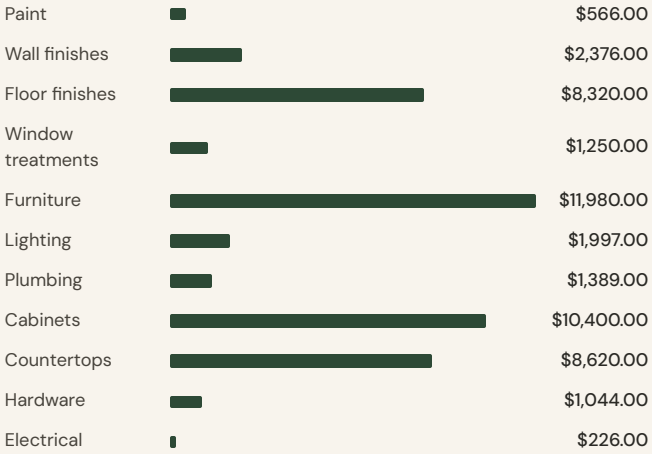

Totals come from the prices saved on each record. Items the household already owned are listed as kept and left out of the project total.

Approved by the client Rachel Bennett

Date January 14, 2025

Studio Lane & Hart Interiors